

Current Market Scenario

12th July 2025

Nifty Channels

CAPSTOCKS

NIFTY 50 · 1D · INDICES  O25255.50 H25322.45 L25129.00 C25149.85 -205.40 (-0.81%)

25149.85
BUY

0.00

25149.85
SELL



Fibonacci Retracement levels of recent rise



Fibonacci Retracement levels **CAPSTOCKS** of fall from all time Highs



Markets Await Cues

CAPSTOCKS

- Sector and Stock specific action continues
- US markets at All Time High
- Trump uncertainty continues
- Domestic flows remain healthy

INDEX WATCH

INDEX	12 th July	14 th June	% Change
Nifty	25,149	24,718	+ 1.7
Sensex	82,500	81,118	+ 1.7
Nifty Midcap	58,642	58,227	+ 0.7
BSE Small Cap	54,484	53,370	+ 2.0

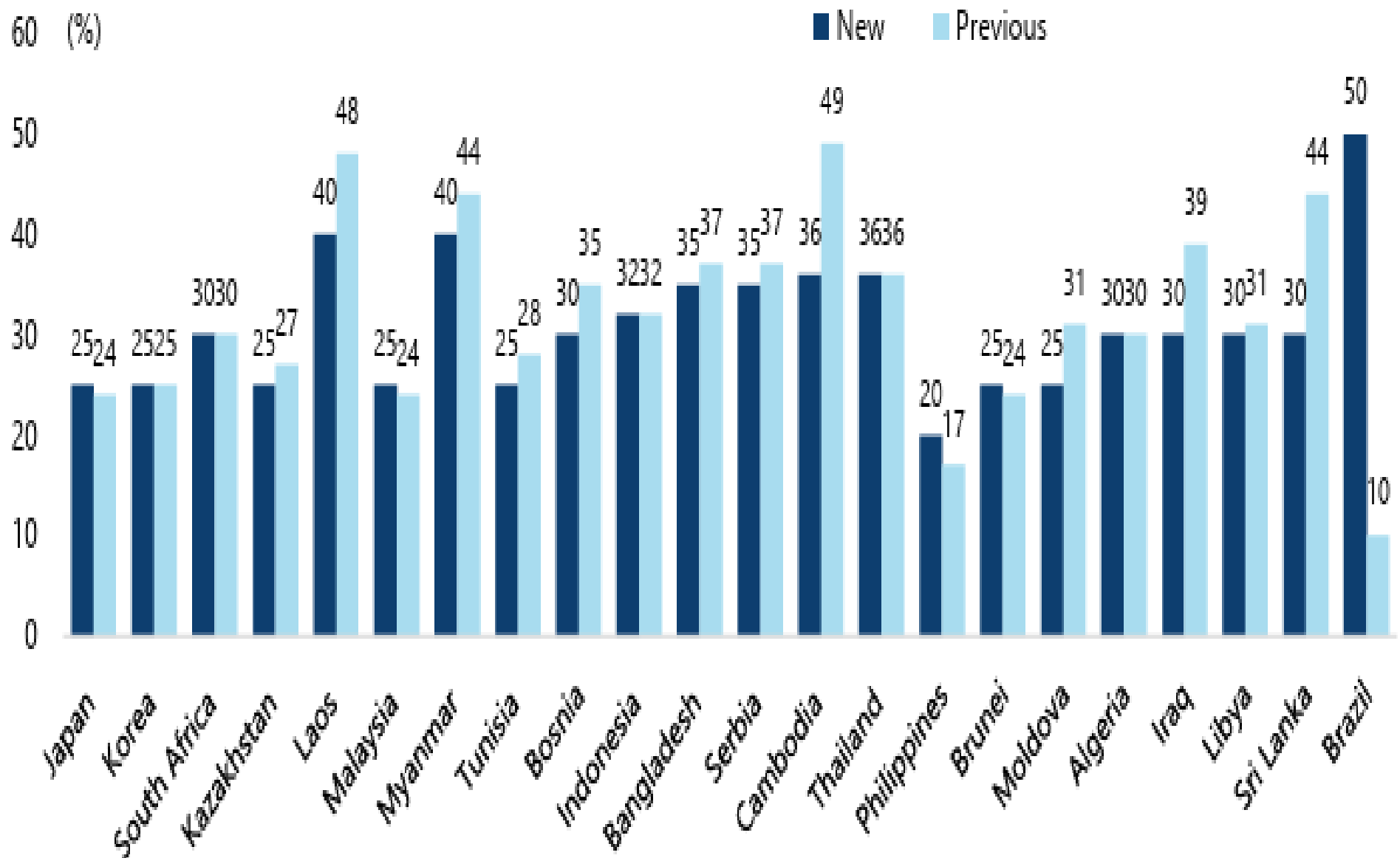
Trump Announces Revised Tariff

- As 90 days pause on reciprocal tax ended, Trump announced revised tariff for select countries
- Tariff will be effective from August 1st 2025
- India US trade talks completed. India stands firm on not to allow certain Agriculture products and Dairy imports
- Decision is in Trump's hand

Revised Tariff Table

CAPSTOCKS

Exhibit 1: US new modified reciprocal tariff rates for 22 countries (effective 1 August 2025)



Source: White House

Trump Uncertainties Continues

- Announced 50% tariffs on copper
- Pharma import tariffs to be upto 200%
- Canada tariff at 35%
- Backs bill to put 500% tariff on countries importing oil from Russia

SEBI Crackdown on Jane Street

- SEBI bans Jane Street for index manipulation
- Accuses 4843 Cr. of unlawful earnings by Jane Street in its interim order
- Given 21 days to respond
- Regulator may take more steps to curb retail options trading mania

Bank Nifty Weightage

Stock	Weightage %
HDFC Bank	28.1
ICICI Bank	25.2
SBI	8.7
Axis Bank	8.4
Kotak Mahindra Bank	8.3

Copious Monsoon

CAPSTOCKS

- Monsoon arrived one week ahead of normal schedule
- Till date 15% above normal
- Expected to be a good monsoon in 2025

Rainfall (in mm) as on 08 July, 2025

Region	Actual	Normal	% Departure from Long Period Average
EAST & NORTHEAST INDIA	352.1	439.4	-20%
NORTHWEST INDIA	160.7	119.6	+34%
CENTRAL INDIA	353.3	245.2	+44%
SOUTH PENINSULA INDIA	203.0	208.9	-3%
COUNTRY AS A WHOLE	264.3	230.4	+15%

China put Checks on India

- China restricts exports of certain rare earth elements and related technologies
- Restriction on fertilizers exports to India
- 300+ Chinese staff recalled from Foxconn India factory

Chemical Sector in Focus

- NITI Aayog suggest policy steps to increase India's share in global chemical consumption
- India depends upon China for some basic chemicals in agro industry and starting material in pharma industries
- Govt. may take policy measures to boost domestic manufacturing for self reliance and for exports market

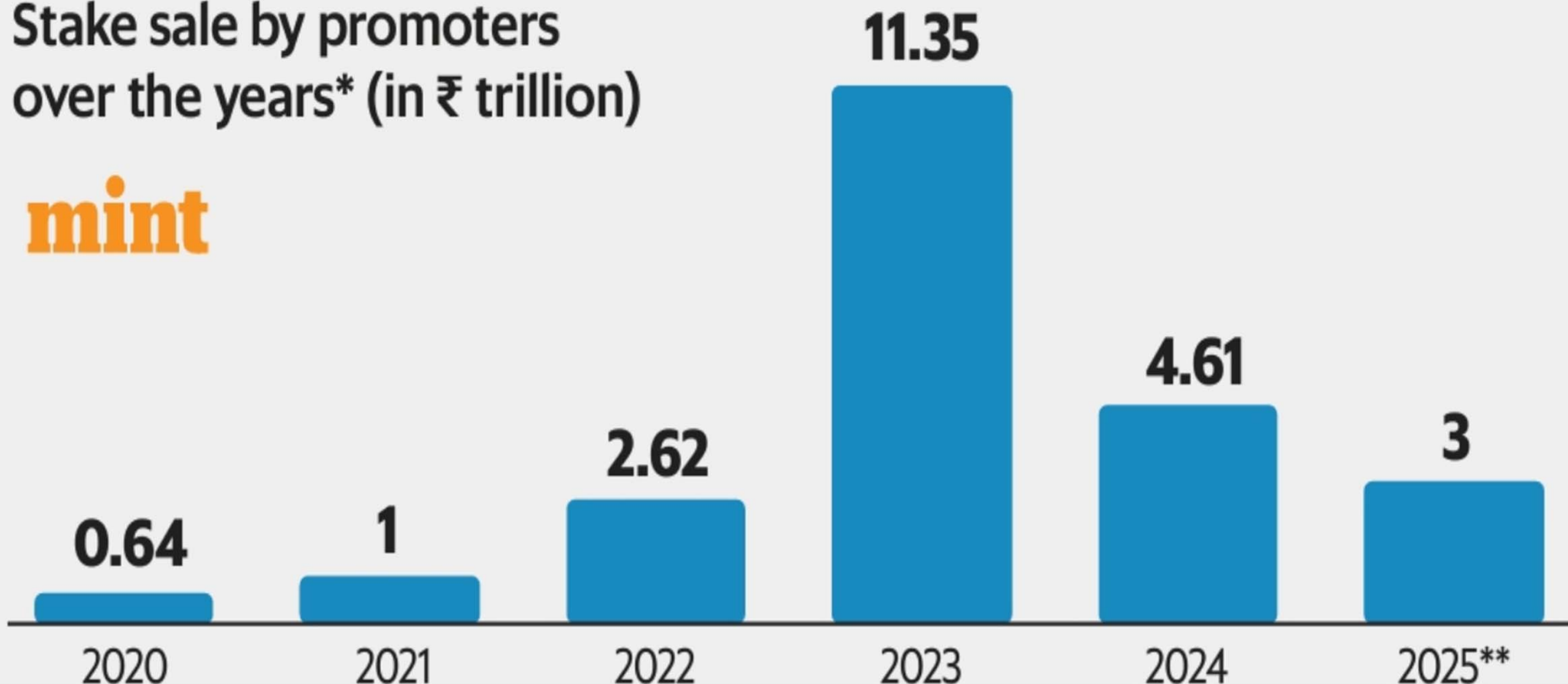
Promoters Capitalizing Valuations CAPSTOCKS

Cashing in

In the first six months of 2025, promoters have already sold 65% of the stake they offloaded in entire 2024.

Stake sale by promoters
over the years* (in ₹ trillion)

mint



Muted Auto Sales

CAPSTOCKS

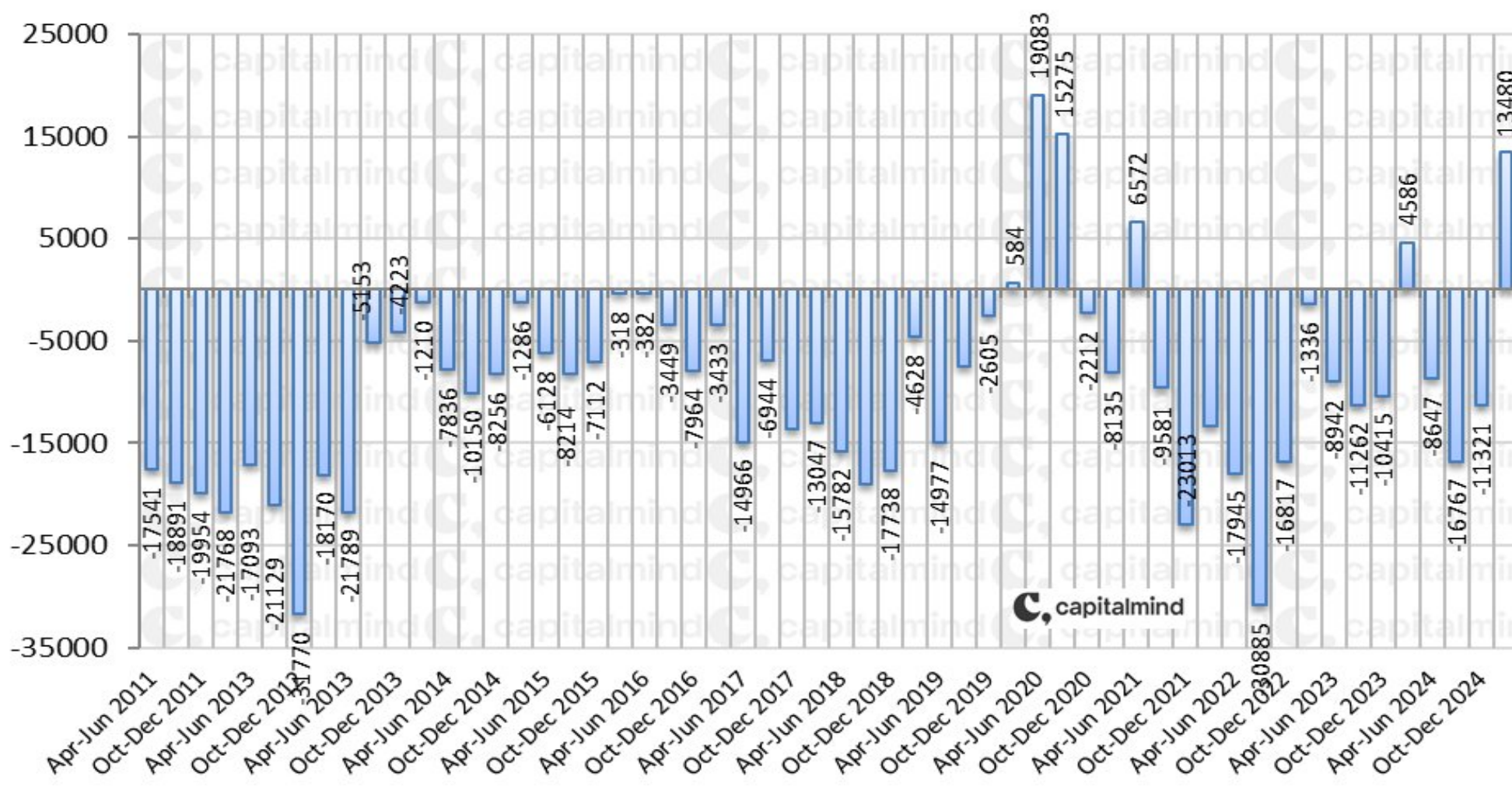


COMPANY

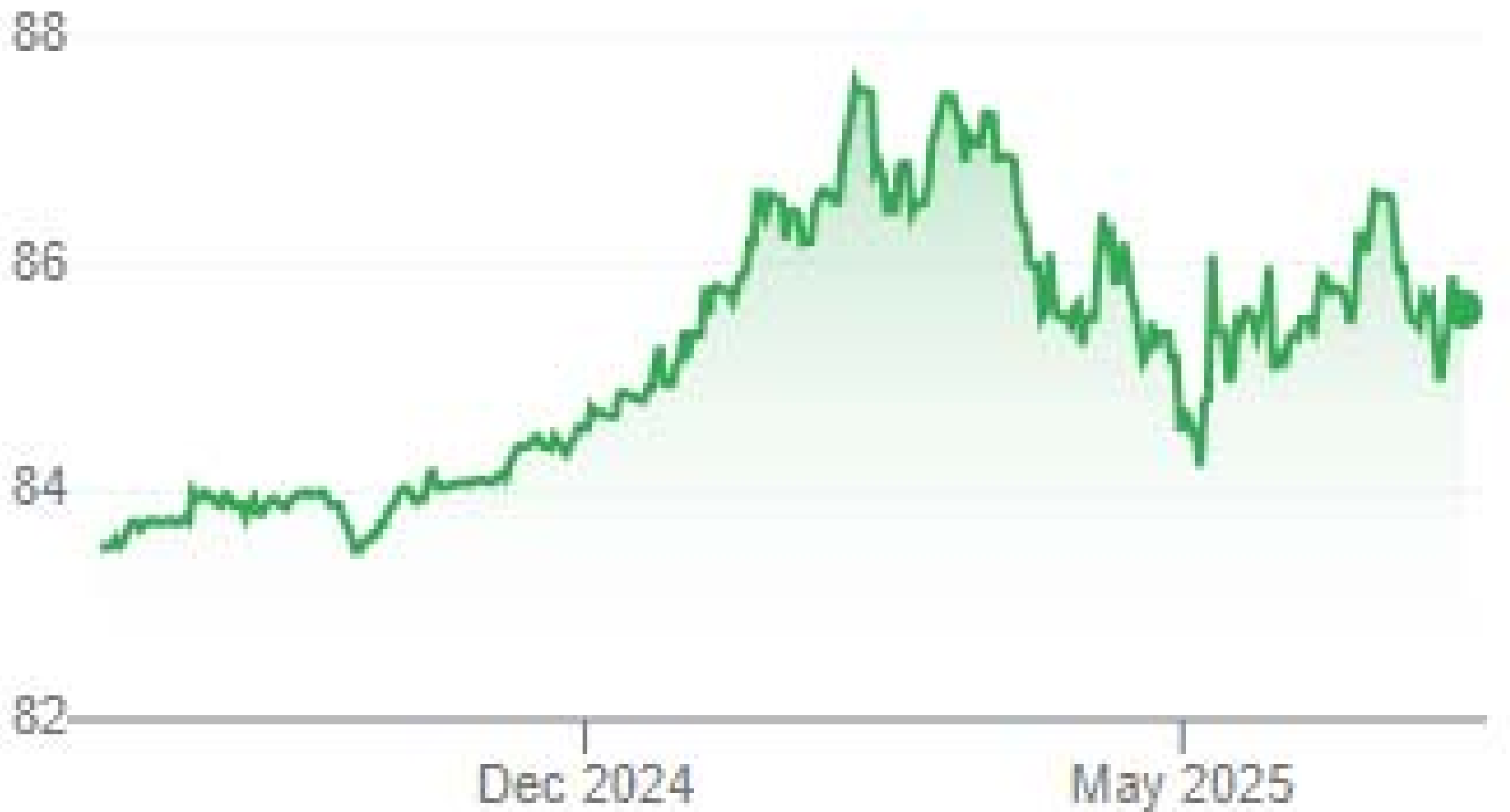
PV SEGMENT	JUNE 2025 A	JUNE 2024 A	MAY 2025 A	YoY (%)	MoM (%)
M&M-AUTO	78969	69397	84110	14%	-6%
TATA MOTORS PV	37237	43624	42040	-15%	-11%
MARUTI SUZUKI	167993	179228	180077	-6%	-7%
CV SEGMENT					
EICHER MOTORS VECV	7363	7424	7402	-1%	-1%
TATA MOTORS CV	30238	31980	28147	-5%	7%
ASHOK LEYLAND	15333	14940	15484	3%	-1%
2W SEGMENT					
EICHER MOTORS RE	89540	73141	89429	22%	0%
TVS MOTORS	402001	333646	431275	20%	-7%
HERO MOTO	553963	503448	507701	10%	9%
BAJAJ AUTO	360806	358477	384621	1%	-6%
TRACTOR					
ESCORTS	11498	11245	10354	2%	11%

Current Account Turns Surplus in Q4

India's Current Account Deficit



US \$ Vs Rupee



BALANCE OF PAYMENTS

CURRENT ACCOUNT

Trade in Goods

(Balance of Trade or
BoT= Export-Import)

Factor Trade in Services

(Compensation-Investment
Income, ie, dividends, profits,
interest, etc)

Non-Factor Trade in Services

(shipping, banking, software, etc)

Private Transfer Payments

(gifts, remittances, grants, etc)

Official Transfer Payments

(gifts, remittances, grants, etc)

**Net
Visibles**

**Net
Invisibles**

**Net
Transfer**

CAPITAL ACCOUNT

Foreign Investment

(FDI, FII, Euro Equities etc)

External Assistance

Commercial Borrowings

IMF

NR Deposits

Rupee Debt Service

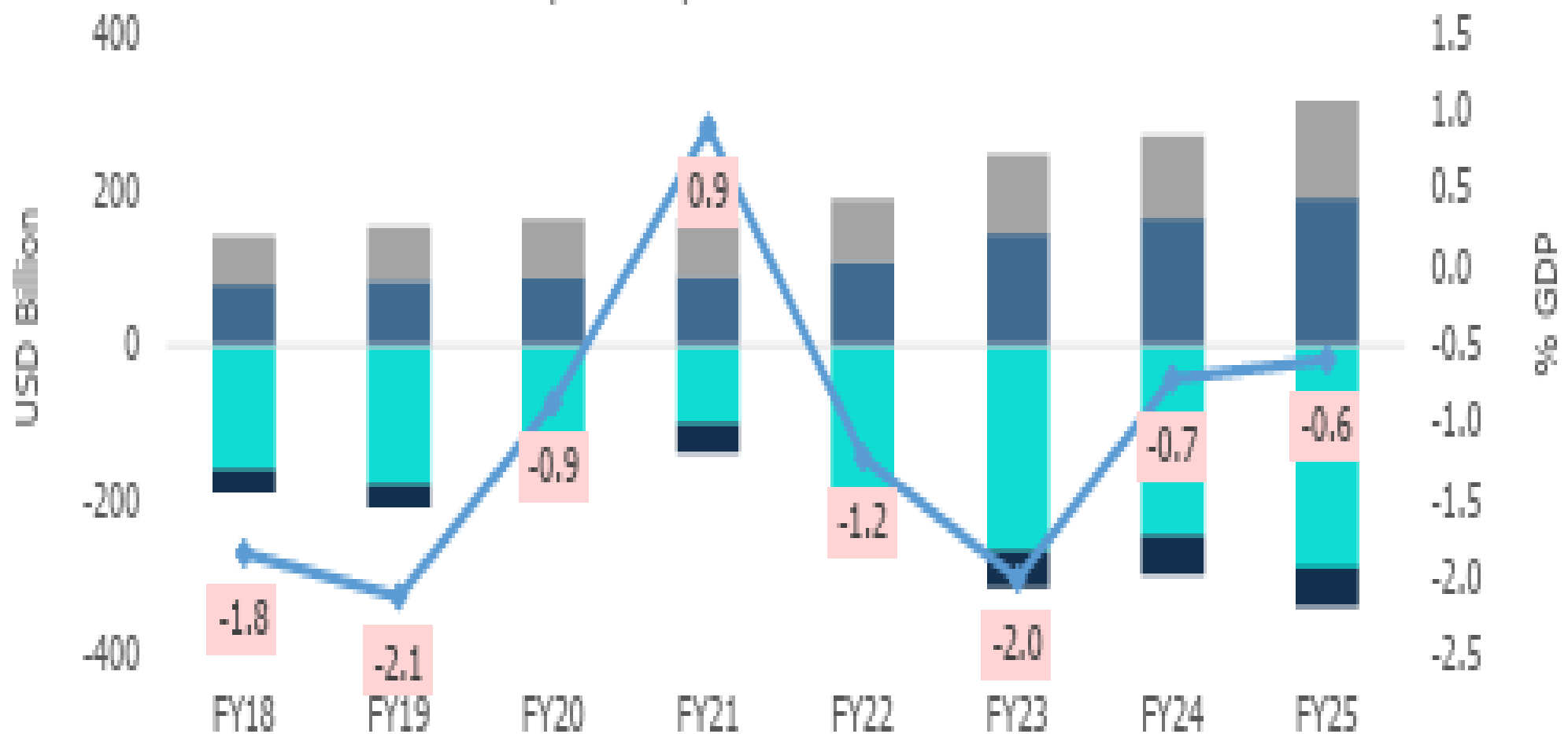
Other flows

Current Account Segments

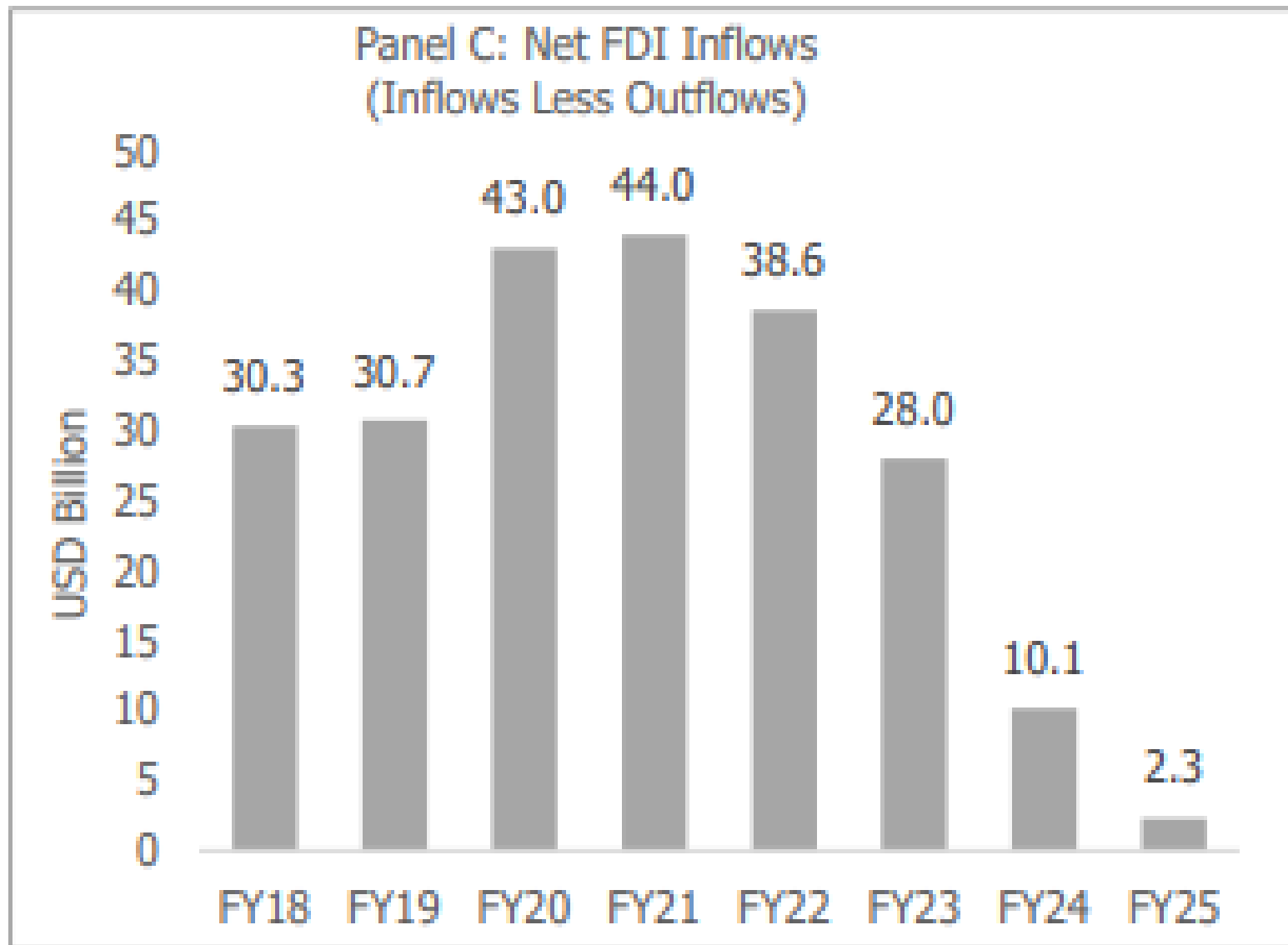
CAPSTOCKS

Merchandise Trade Balance
Transfers
Current Account Balance (% of GDP)

Services Trade Balance
Income



Sharp Slowdown in FDI Flows



FPI Cash Market Actions **CAPSTOCKS**

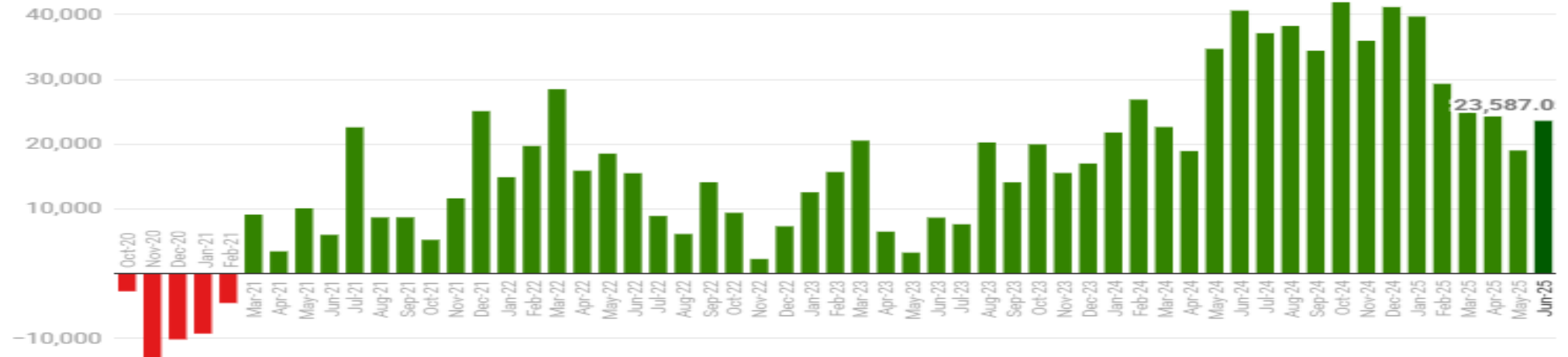
Period	Net Flows Cr.
July 2025(Till 10 th)	- 5179
June 2025	+7488
May 2025	+ 11,773
Apr 2025	+ 2735
Mar 2025	+ 2014
Feb 2025	- 58,988
Jan 2025	- 87,374
Dec 2024	- 16,982
Nov 2024	- 45,974
Oct 2024	- 1,14,445

Mutual Fund Flows

CAPSTOCKS

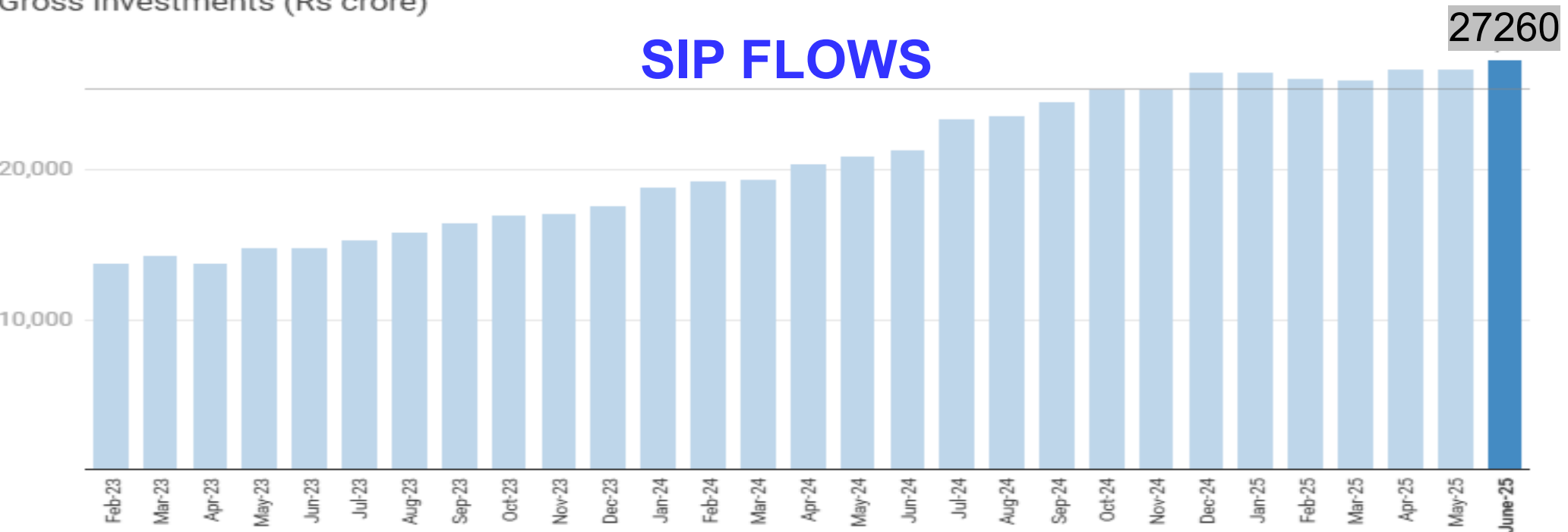
Net Equity Inflows

(Rs crore)



Gross investments (Rs crore)

SIP FLOWS



Near Term View

CAPSTOCKS

- Sector and stock specific action will continue
- Due to ample domestic liquidity performing companies will see good movement
- Will be a stock pickers market

Events To Watch

CAPSTOCKS

- US Tariff talks
- Monsoon progress
- Q3 results

Thank You