



Current Market Scenario

*S&P CNK NIFTY (7,782.00, 7,774.00, 7,751.90, 7,740.00)



*S&P CNK NIFTY (7,782.00, 7,774.00, 7,731.00, 7,740.00)

NIFTY Support Resistance





Markets Correction Restarts

- Poor earnings keep Bulls inactive
- NDA loss in Bihar election rejuvenates bears
- Possibility of Fed rate hike in December
- Midcaps outperform large cap stocks

INDEX WATCH

INDEX	13, Nov	9, Oct	% Change
Nifty	7,762	8,189	- 5.2
Sensex	25,610	27,079	- 5.4
CNX Midcap	12,885	13,255	- 2.7
BSE Small Cap	11,125	11,348	- 1.9

Market Corrects on Multiple Reasons



- Poor Corporate results
- Expectation of US Fed rate hike leading to Foreign money outflow
- Difficulty in passage of crucial bills
- Slow recovery in domestic economy
- China slowdown

Corporate Results Disappoints



- Most of companies reported poor earnings
- Select midcaps reported good results backed by fall in commodity prices
- Demand both domestic and exports remains weak



Q2 Result Performance

	% Change (YoY)	
	Sep 2015	Sep 2014
Sales	- 6.1	4.3
Net Profit	- 1.5	10.7

Results of 1,948 companies

Pharma Stocks lose Health

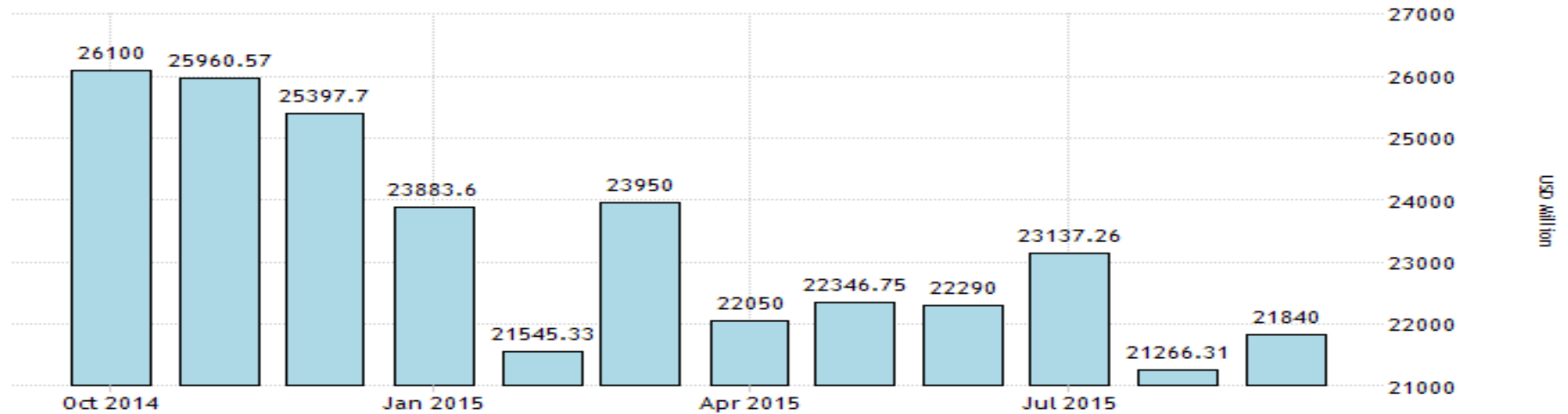


- Negative action from US FDA drags large cap pharma stocks
- Rally in large cap pharma stocks have pushed index higher in last two years
- Consolidation expected in large cap pharma stocks

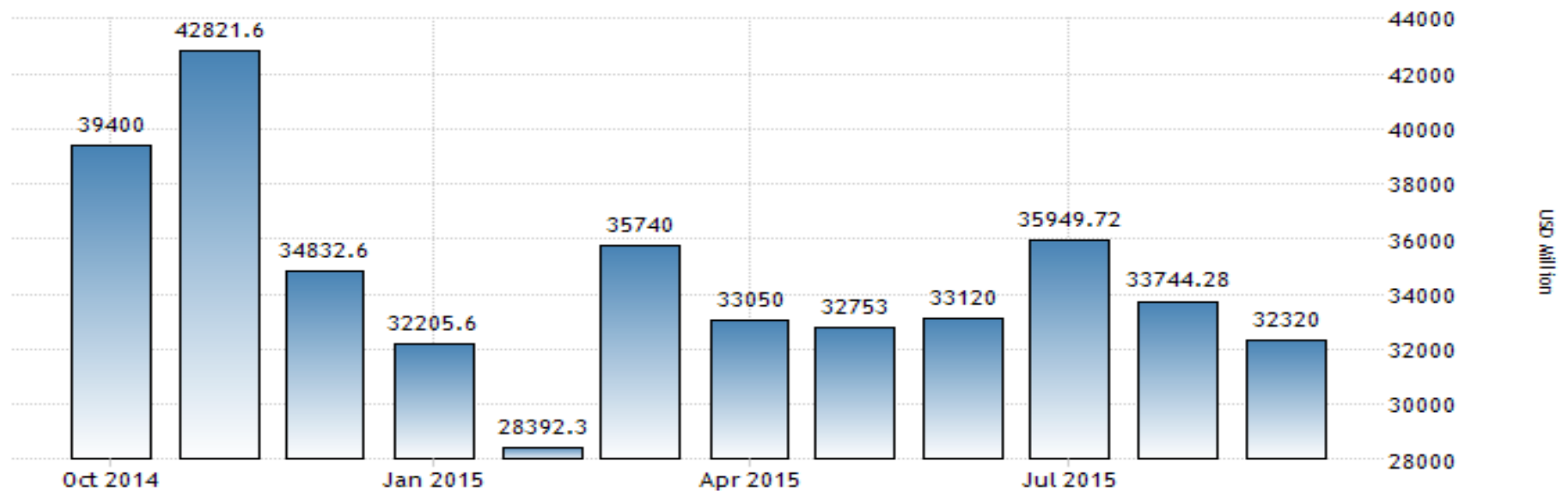
Exports Imports Contract



INDIA EXPORTS



INDIA IMPORTS

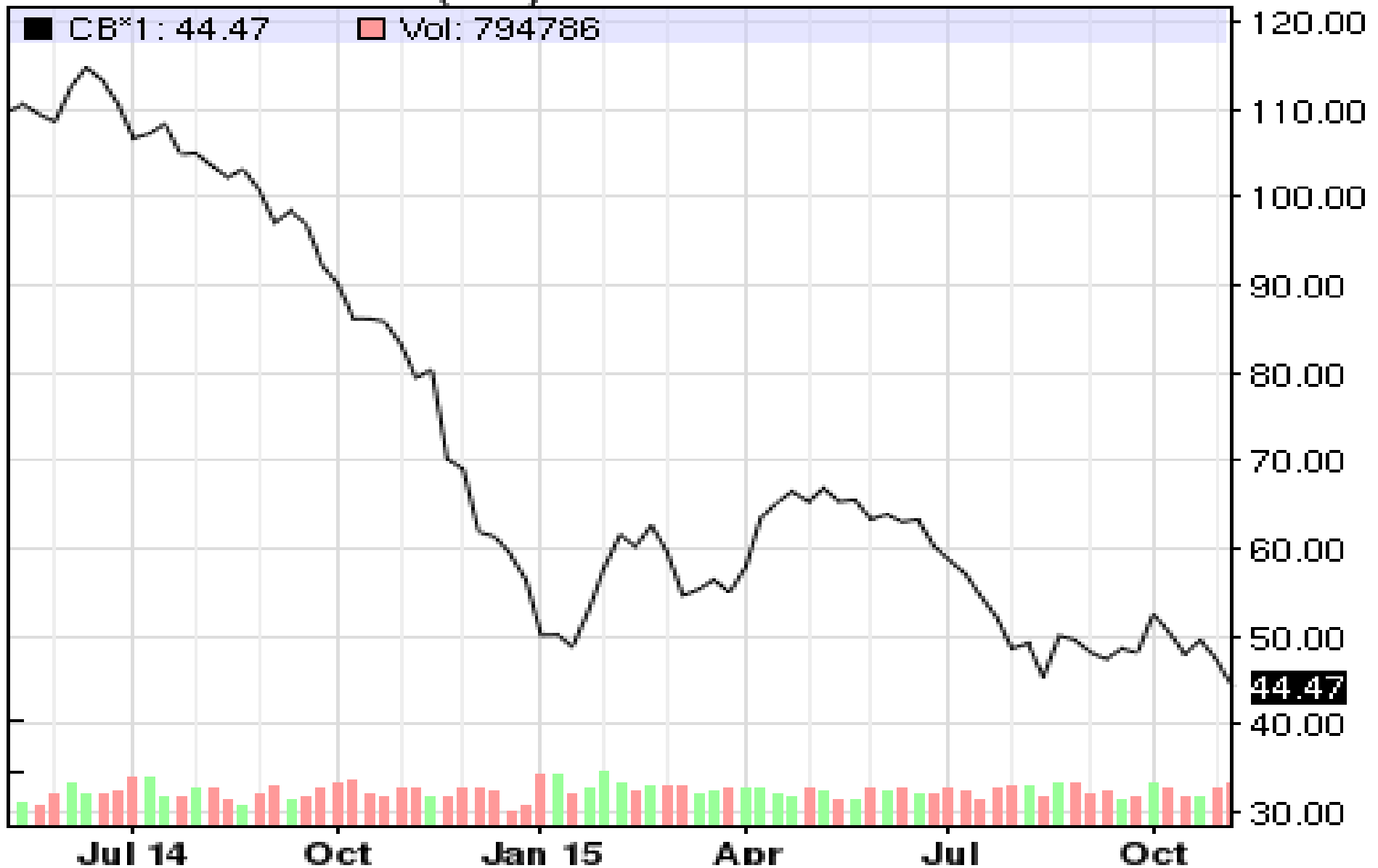


Positive for Markets



- Domestic flows remain healthy
- Crude oil weakness to help India
- Recovery in domestic macro economy

Brent Crude 18 Month Performance



India Crude Oil Imports



Apr - Sep

	FY15	FY16
Crude Oil Imports US\$ Bn	82.3	48.1

Down by 41.5%

Healthy Indirect Tax Collections



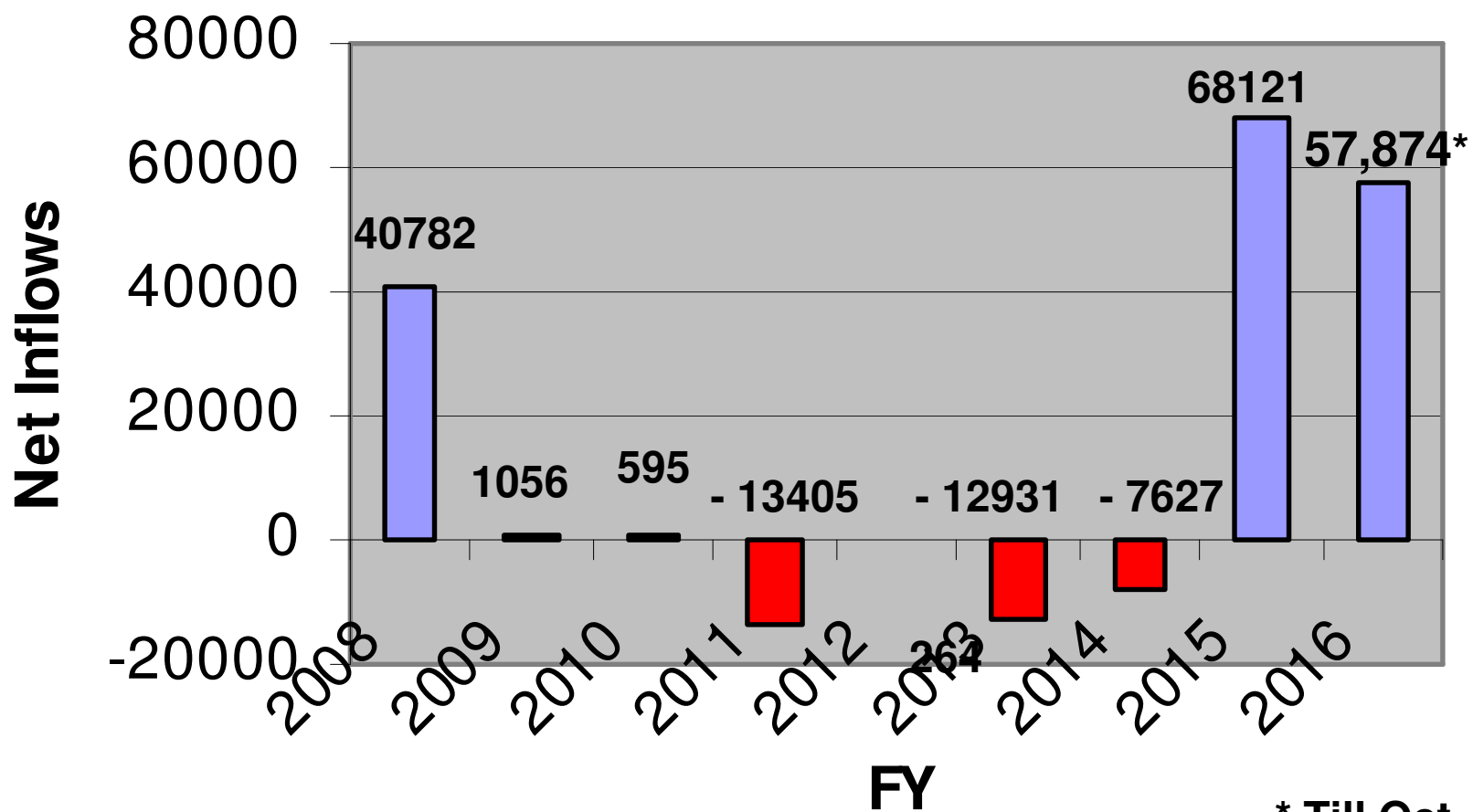
April – October

Segment	FY 16, Lakh Cr.	FY 15, Lakh Cr.	% Change
Excise Duty	1.47	0.87	68.6
Service Tax	1.12	0.89	26.1
Customs Duty	1.22	1.04	16.8
Overall	3.82	2.81	35.9

- Tax hike in petroleum products leading to huge jump in Excise collections
- If additional measures are removed tax collections are up by 11.6%



Equity Funds Net Inflows (Cr.)



* Till Oct

Repo Rate Chart



Next One Year View



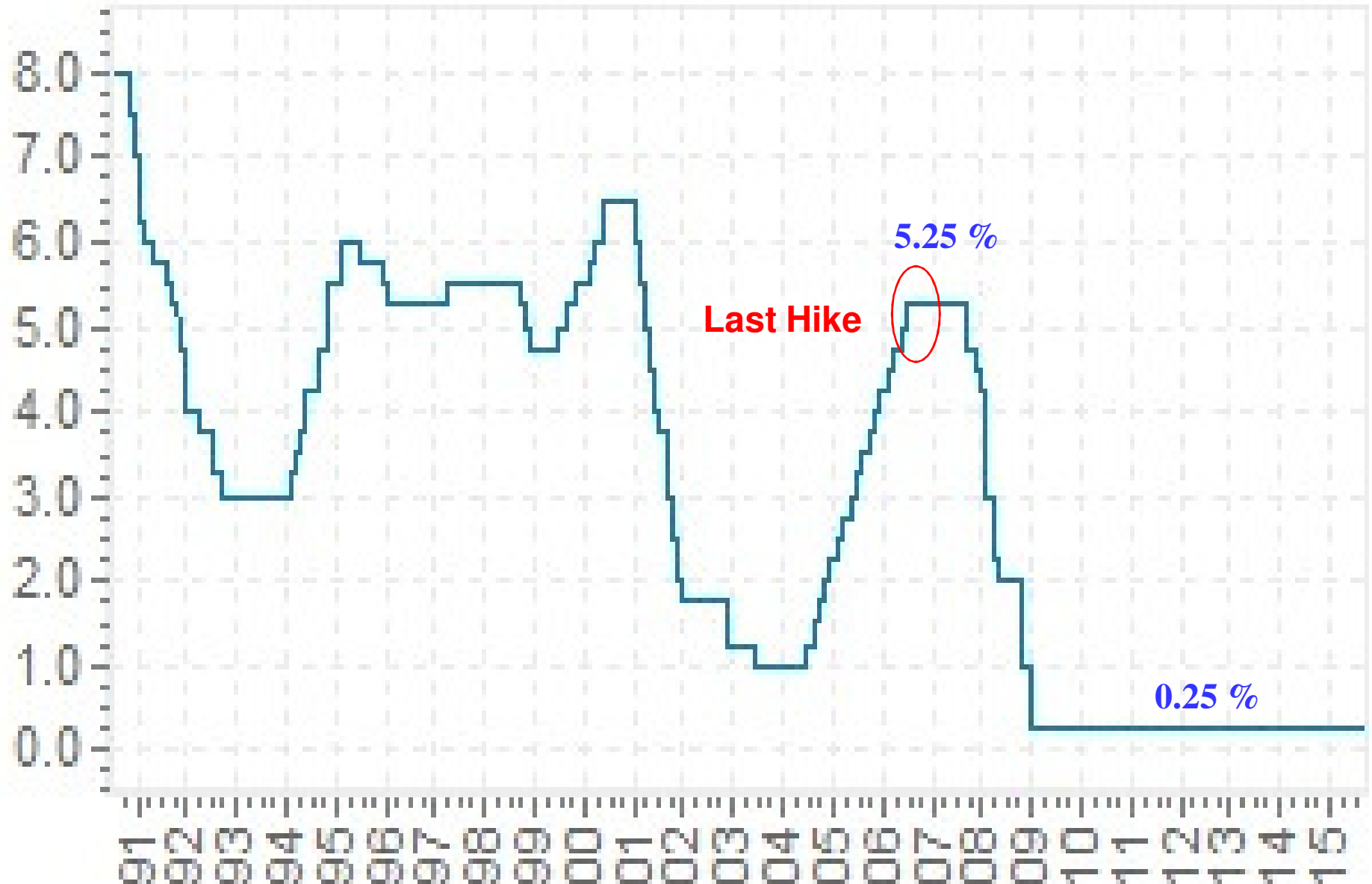
- Implementation of 7th Pay Commission to boost consumption
- Healthy Govt. plan spending to boost investments
- Investors should utilize current correction as an opportunity to build portfolio
- Mix of domestic and export oriented stocks for ideal portfolio

US Fed Rate Hike

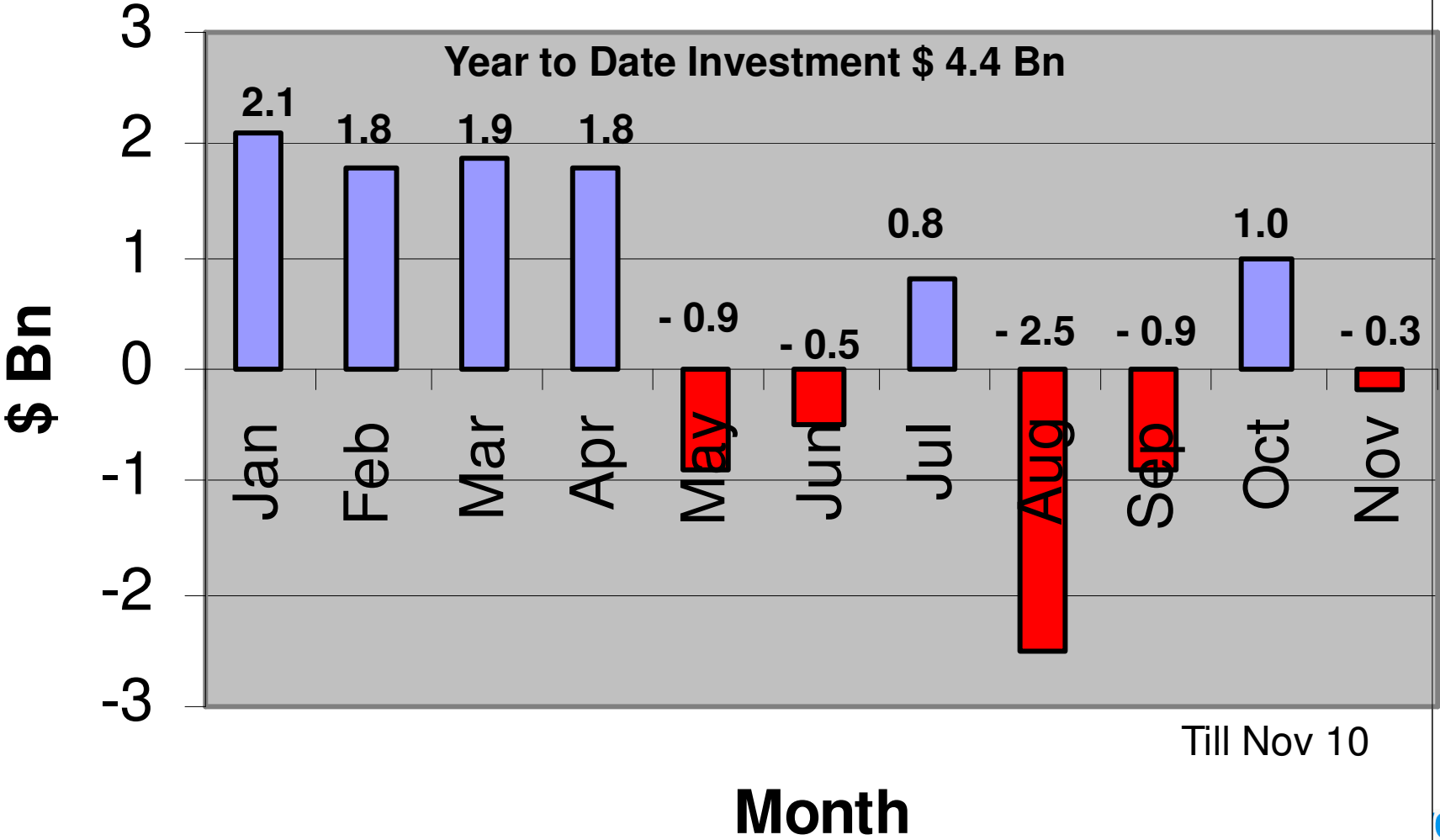


- Markets preparing for US Fed Rate Hike in December meeting (15th and 16th)
- If happens first rate hike since 2006
- Analyst expects emerging markets currencies to react negatively to rate hike
- Markets to discount the event before actually happens

US Fed Rate Chart



FII Net Flows for 2015





Events to Watch

- US Fed rate on Dec 15,16
- Commodity prices
- Winter session of Parliament to begin from Nov, 26



Thank You